


### ◆ Features

- 5A general purpose power relay.
- DPDT , 3PDT& 4PDT contact configurations.
- AC & DC coil.
- Optional to be equipped with lamp, stud, diode, Lashed contact ,and flanged cover.



### ◆ Coil Data [at 20°C]

- DC Type

Rated voltage ( V )	Coil Resistance ±10% (Ω)	Rated Current ±10% (mA)	Pick up Voltage (Max)	Drop out Voltage (Min)	Max continuous Voltage	Power consumption At rated Voltage
6	40	150	75% of rated voltage	10% of rated voltage	110% Max of Rated voltage	Approx.0.9W
12	160	75				
15	250	60				
24	650	37				
48	2600	19				
110	11000	10				
120	11000	11				

- AC Type

Rated voltage ( V )	Coil Resistance ±10% (Ω)	Pick up Voltage (Max)	Drop out Voltage (Min)	Max continuous Voltage	Power consumption At rated Voltage
12	40	85% of rated voltage	30% of rated voltage	110% Max of Rated voltage	Approx.1.2VA
24	160				
100	3400				
110	3400				
115	3400				
120	3400				
220	13600				
230	13600				
240	13600				

### ◆ Contact Rating

Resistive load	5A 277VAC, 5A 30VDC
----------------	---------------------

# S8M RELAY

## SHORI

### ◆ Type List

Terminal style	Contact form	Designation(provided with)
S (Quick connect)	2C(DPDT)	S8M-12VDC-2CS
	3C(3PDT)	S8M-12VDC-3CS
	4C(4PDT)	S8M-12VDC-4CS
P (PCB terminal)	2C(DPDT)	S8M-12VDC-2CP
	3C(3PDT)	S8M-12VDC-3CP
	4C(4PDT)	S8M-12VDC-4CP

### ◆ Ordering information

S8M - 12VDC - 2C S  
 1 2 3 4

1. S8M -- Basic series designation
2. 12 -- Coil Voltage (DC6V~120V)  
 Coil Voltage (AC12V~240V)
4. S -- Quick connect terminal  
 P -- PCB terminal

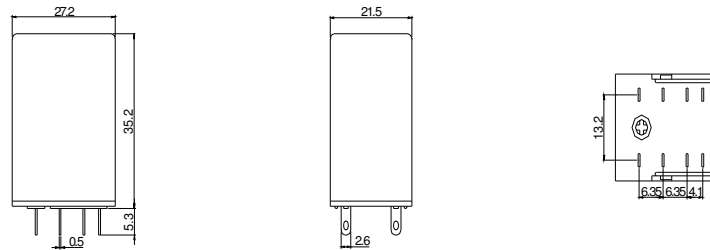
3. 2C -- Double pole double throw (DPDT)  
 2A -- Double pole normally open(DPNO)  
 3C -- Three pole double throw (3PDT)  
 3A -- Three pole normally open(3PNO)  
 4C -- Four pole double throw (4PDT)  
 4A -- Four pole normally open(4PNO)

### ◆ Specification

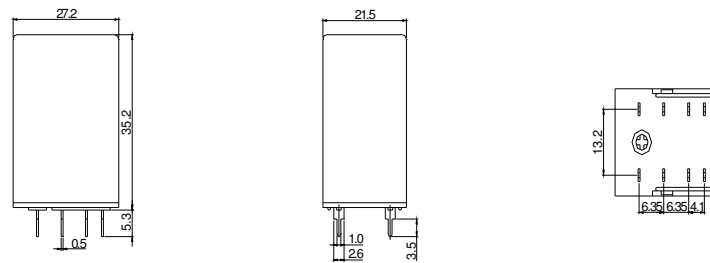
Contact material	Ag Alloy	
Contact resistance	50 mΩ Max	
Operate time	25 ms Max	
Release time	25 ms Max	
Insulation resistance	100 MΩ Min. (DC 500V)	
Dielectric strength	Between open contact : AC 500V ,50/60Hz 1 min.	
	Between contact and coil : AC 1500V, 50/60Hz 1 min.	
Vibration resistance	Operating extremes	10~50Hz, amplitude 1.0mm
	Damage limits	10~50Hz, amplitude 1.0 mm
Shock resistance	Operating extremes	20G
	Damage limits	100G
Life expectancy	Mechanical	10,000,000 operations (frequency 18,000 operations/hr)
	Electrical	100,000 operations (frequency 1,800 operations/hr)
Operating ambient temperature	-40~+70°C (no freezing)	
Weight	Approx.35g	

### ◆ Outline Dimensions

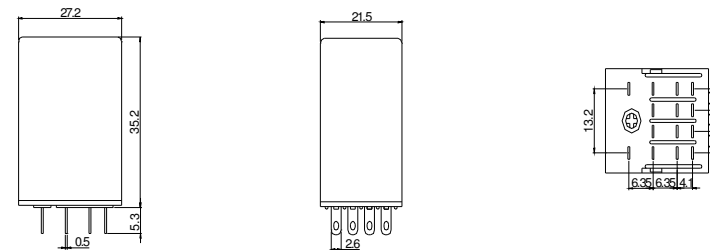
#### ➤ S8M-2P (S)



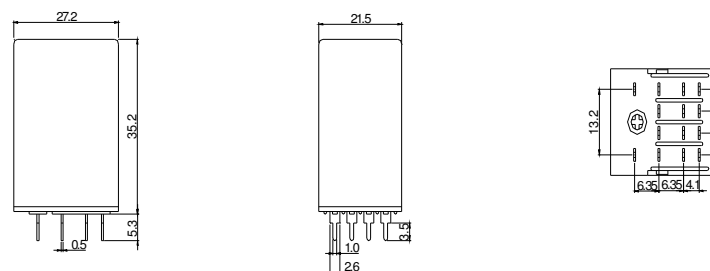
#### ➤ S8M-2P (P)



#### ➤ S8M-4P (S)



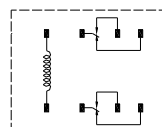
#### ➤ S8M-4P (P)



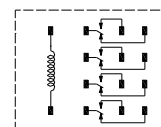
### ◆ Wiring Diagram

BOTTOM VIEW

DPDT



4PDT



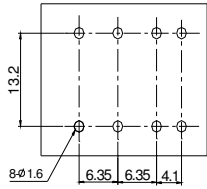
# S8M RELAY

## SHORI

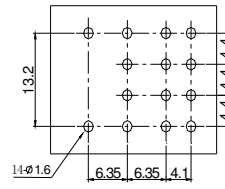
### ◆ PC BOARD LAYOUT

BOTTOM VIEW

DPDT

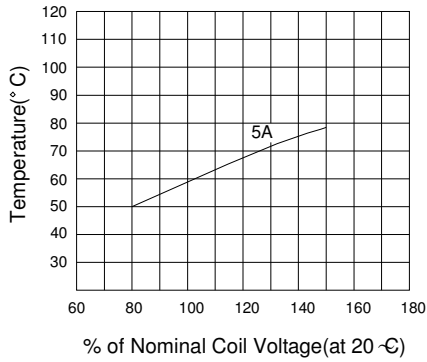


4PDT

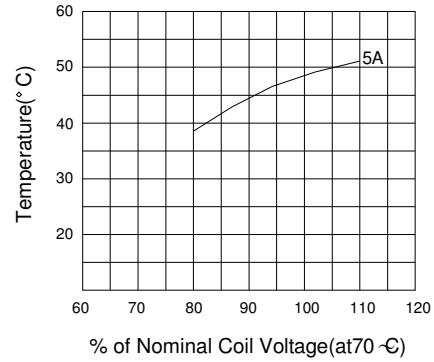


### ◆ Engineering Data

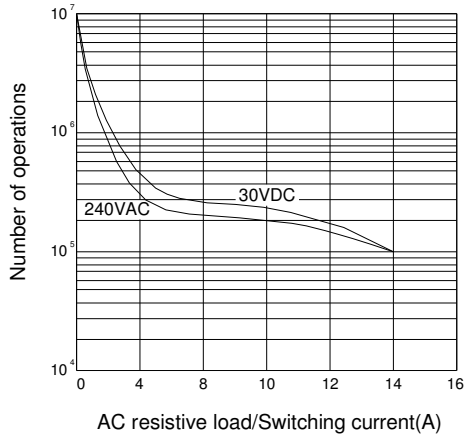
Coil temperature rise



Coil temperature rise



Life expectancy



Operate time/Release time

