


◆ Features

- Low coil power consumption with high response time.
- High reliability and long life with better vibration and shock resistance.
- Socket and PCB terminal available.
- Optional to be equipped with lamp, stud, diode, lashed contact ,and flanged cover.



◆ Coil Data [at 20°C]

- DC Type

| Rated voltage (V) | Coil Resistance ±10% (Ω) | Rated Current ±10% (mA) | Pick up Voltage (Max) | Drop out Voltage (Min) | Max continuous Voltage | Power consumption At rated Voltage |
|---------------------|--------------------------|-------------------------|-----------------------|------------------------|---------------------------|------------------------------------|
| 6 | 40 | 150 | 75% of rated voltage | 10% of rated voltage | 110% Max of Rated voltage | Approx.0.9W |
| 9 | 90 | 100 | | | | |
| 12 | 160 | 75 | | | | |
| 15 | 250 | 60 | | | | |
| 24 | 650 | 37 | | | | |
| 48 | 2600 | 19 | | | | |
| 60 | 4000 | 15 | | | | |
| 110 | 11000 | 10 | | | | |
| 120 | 11000 | 11 | | | | |

- AC Type

| Rated voltage (V) | Coil Resistance ±10% (Ω) | Pick up Voltage (Max) | Drop out Voltage (Min) | Max continuous Voltage | Power consumption At rated Voltage |
|---------------------|--------------------------|-----------------------|------------------------|---------------------------|------------------------------------|
| 12 | 40 | 85% of rated voltage | 30% of rated voltage | 110% Max of Rated voltage | Approx.1.2VA |
| 24 | 160 | | | | |
| 100 | 3400 | | | | |
| 110 | 3400 | | | | |
| 115 | 3400 | | | | |
| 120 | 3400 | | | | |
| 220 | 13600 | | | | |
| 230 | 13600 | | | | |
| 240 | 13600 | | | | |

◆ Contact Rating

| | | |
|----------------|--------------|----------------------|
| Resistive load | S8L(1P) Type | 15A 277VAC,15A 30VDC |
| | S8L(2P) Type | 10A 277VAC,10A 30VDC |

S8L RELAY

SHORI

Type List

| Terminal style | Contact form | Designation(provided with) |
|----------------------------|--------------|----------------------------|
| S (Quick connect Terminal) | 1A (SPNO) | S8L-12VDC-1AS |
| | 1C (SPDT) | S8L-12VDC-1CS |
| | 2A(DPNO) | S8L-12VDC-2AS |
| | 2C(DPDT) | S8L-12VDC-2CS |
| P (PCB terminal) | 1A (SPNO) | S8L-12VDC-1AP |
| | 1C (SPDT) | S8L-12VDC-1CP |
| | 2A(DPNO) | S8L-12VDC-2AP |
| | 2C(DPDT) | S8L-12VDC-2CP |

◆ Ordering information

S8L - 12VDC - 1A S
 1 2 3 4

1. S8L -- Basic series designation

3. 1A -- Form A, normally open (SPNO)

1C -- Form C, Double-throw (SPDT)

2A -- Double pole normally open

2C -- Double pole double throw

2. 12 -- Coil Voltage (DC6V~120V)

Coil Voltage (AC12V~240V)

4. S -- Quick connect terminal

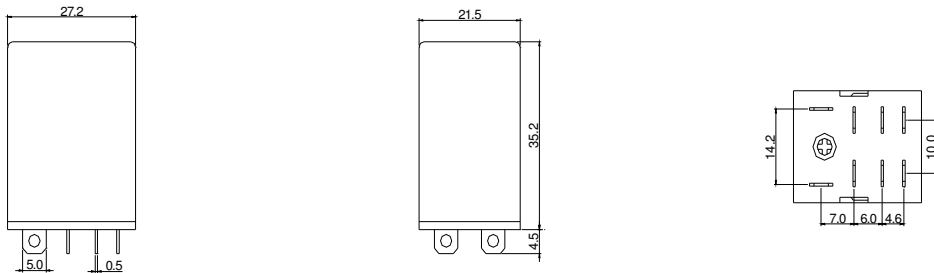
P -- PCB terminal

◆ Specification

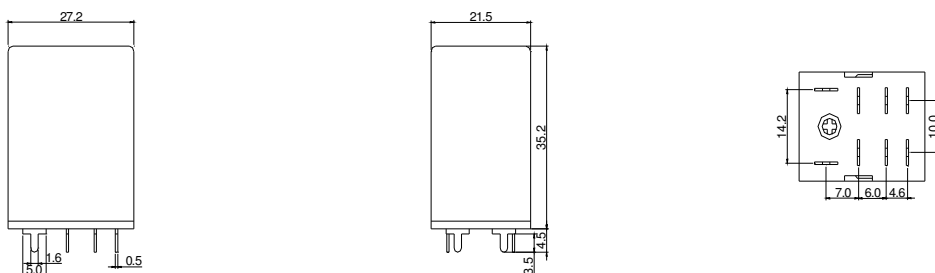
| | | |
|-------------------------------|---|---|
| Contact material | Ag Alloy | |
| Contact resistance | 30 mΩ Max | |
| Operate time | 25 ms Max | |
| Release time | 25 ms Max | |
| Insulation resistance | 100 MΩ Min. (DC 500V) | |
| Dielectric strength | Between open contact : AC 1000V ,50/60Hz 1 min. | |
| | Between contact and coil : AC 1500V, 50/60Hz 1 min. | |
| Vibration resistance | Operating extremes | 10~50Hz, amplitude 1.0mm |
| | Damage limits | 10~50Hz, amplitude 1.0 mm |
| Shock resistance | Operating extremes | 20G |
| | Damage limits | 100G |
| Life expectancy | Mechanical | 10,000,000 operations (frequency 18,000 operations/hr) |
| | Electrical | 100,000 operations (frequency 1,800 operations/hr) |
| Operating ambient temperature | -40~+70°C (no freezing) | |
| Weight | Approx.35g | |

◆ Outline Dimensions

➤ S8L-S



➤ S8L-P



◆ Wiring Diagram

➤ (1P) BOTTOM VIEW

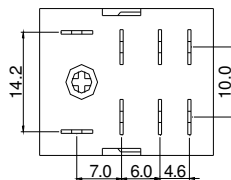


➤ (2P) BOTTOM VIEW



◆ PC BOARD LAYOUT

BOTTOM VIEW



S8L RELAY

SHORI

◆ Engineering Data

