

Green-Cap (ELECTRIC DOUBLE LAYER CAPACITORS)

DV Axial Type, High Voltage Series

- High Power Density
- Rapid charge and discharge
- Ultra-low internal resistance

DH \Rightarrow DV
High Voltage

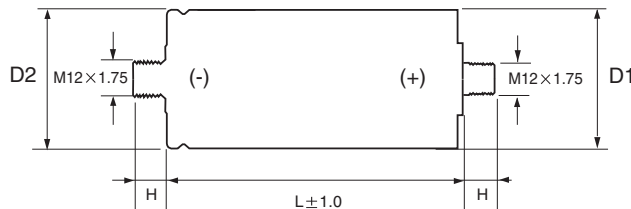
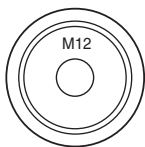


Item	Characteristics	
Operating temperature range	-40 ~ +65°C	
Rated Voltage	2.85, 3.00 VDC	
Capacitance tolerance	0% ~ +20%	
Temperature characteristics	Capacitance change	Within $\pm 5\%$ of initial value at +20°C
	Internal resistance change	Within 100% of initial value at +20°C
Endurance (65°C)	Test time	1500 hours
	Capacitance change	Within $\pm 20\%$ of specified value
	Internal resistance change	Less than 100% of specified value
Shelf life (65°C)	After 1500 hours no load test same as endurance	
Life Time at RT ⁽¹⁾	10 years	(1) $I\Delta C < 20\%$ and $\Delta ESR < 100\%$ of specified value, respectively and $LC <$ specified value
Cycle Life (25°C) ⁽¹⁾⁽²⁾	1,000,000 cycles	(2) Cycle : between rated voltage and half rated voltage under constant current at 25°C

DRAWING

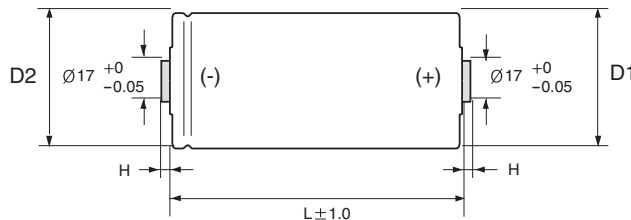

Unit : mm

Threaded Type



Size(mm)		
H	D1	D2
(± 0.2)	(± 0.2)	(± 0.5)
13.0	$\varnothing 60.4$	$\varnothing 60.7$

Weldable Type



Size(mm)		
H	D1	D2
(± 0.2)	(± 0.2)	(± 0.5)
3.0	$\varnothing 60.4$	$\varnothing 60.7$

CHARACTERISTIC LIST & DIMENSIONS

Rated Voltage	Capacitance (F)	ESR, 1KHz (m Ω)	ESR, DC (m Ω)	LC (72hr) (mA)	Max Continuous Current(A)		Max Peak Current(A)	Specific Energy		Weight (g)	Volume (ml)	Dimension $\varnothing D \times L$ (mm)
					$\Delta T=15^\circ\text{C}$	$\Delta T=40^\circ\text{C}$		(Wh/kg)	(Wh/L)			
2.85	1200	0.33	0.36	3.4	94	153	1194	4.51	6.38	300	212	60.4 \times 74
	1600	0.28	0.31	4.6	109	178	1524	5.31	7.41	340	244	60.4 \times 85
	2000	0.27	0.30	5.7	120	195	1781	5.64	7.72	400	292	60.4 \times 102
	3000	0.20	0.23	7.0	150	245	2530	6.45	8.56	525	395	60.4 \times 138
	3400	0.20	0.23	8.0	150	245	2175	7.24	9.70	530	395	60.4 \times 138
3.0	3000	0.20	0.23	7.0	150	245	2663	7.01	9.48	535	395	60.4 \times 138